


# VHF AIR BAND RECEIVING BASE ANTENNA D747



## Operation Instructions

To use this antenna properly, read this instruction thoroughly before using the antenna. Keep this manual carefully at hand for later use.

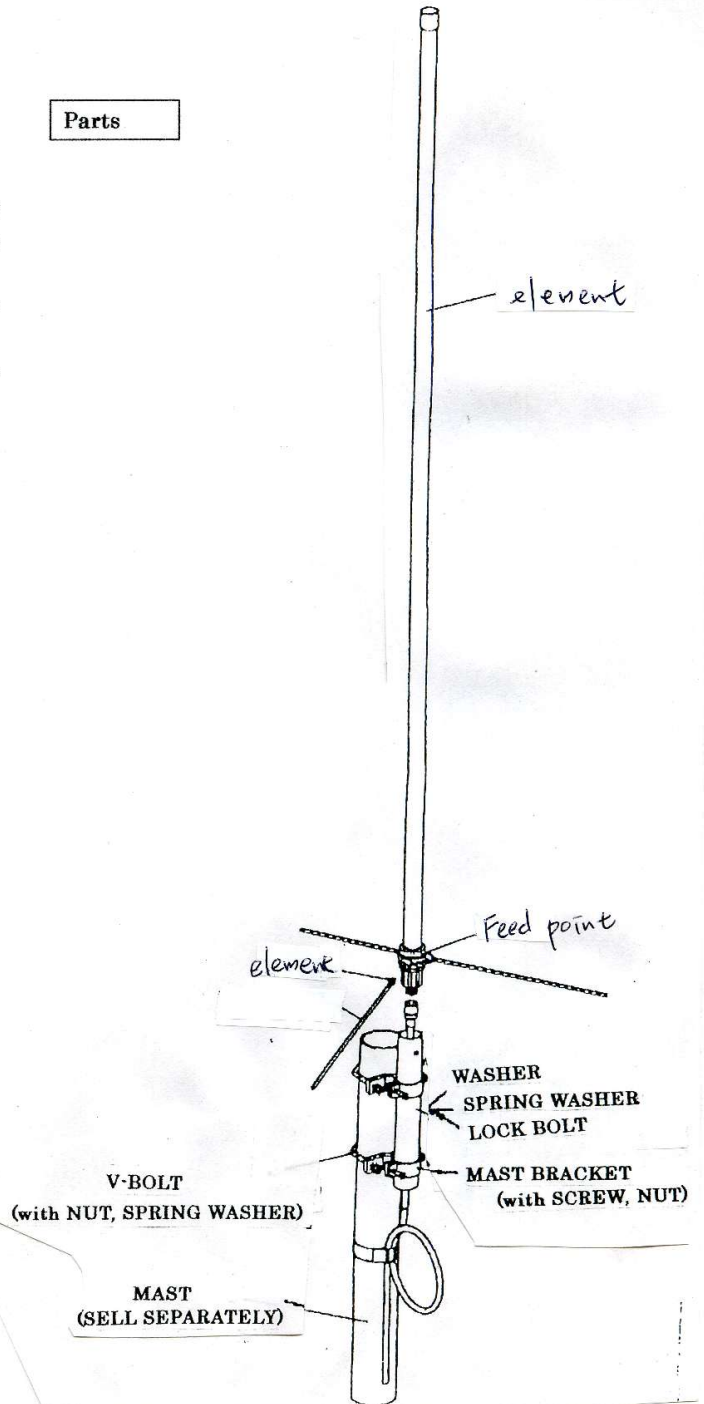
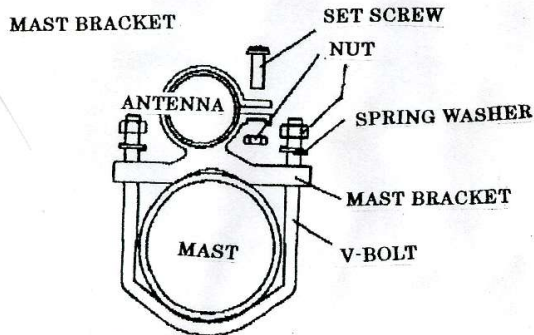
## How to Mount

1. Attach three elements following the figure.  
Fix the mast bracket on the pipe bracket
2. Connect the coaxial with M connector to feed point through the pipe bracket. Waterproof the connector part by tape.
3. Adjust the position of the holes of both the pipe bracket and the lower antenna and fasten with a lock bolt.
4. Attach the antenna to mast firmly as shown in right side by taking the entire balance in account.

## Specifications

Frequency	: VHF AIR BAND
Impedance	: 50 $\Omega$
Rated Wind Velocity	: 60m/sec.
Mast diameter accepted:	$\phi 30 - \phi 62$
Length	: 1.7 m
Weight	: 1.2 Kgs.
GAIN	: 3.6 dBi
Connector	: M (M-J)

## Parts



## DIAMOND ANTENNA CORPORATION

Miyata Building, No. 15-1, 1-chome Sugamo, Toshima-ku Tokyo, Japan 170-0002 TEL.03-3947-1411 FAX.03-3944-2981  
Home Page <http://www.diamond-ant.co.jp>

## VHF AIR BAND RECEIVING BASE ANTENNA D747

### FOR YOUR SAFETY

Read the following safety precautions before starting assembling the antenna.

- Assemble the antenna on the ground or wide and flat place such as on balcony before installation.
- Do not assemble or install the antenna on a place where you cannot have enough distance from any electric power lines.
- Do not attempt to install the antenna only by yourself. Installing the antenna alone on the roof may lead you dangerous accident. Always ask your friends for help installing the antenna.
- Do not use iron or aluminum ladder at a reachable distance from any electric power lines.
- Do not install the antenna on a mast, which is not grounded properly.
- Do not have your family members or friends touch or come close to the antenna, unless they have realized its potential danger.

### TO AVOID FATAL ACCIDENT

- Do not attempt to sustain the antenna, or any part of support structure if it begins to fall down. Let it fall by itself.
- Do not attempt to remove or restore the antenna or any part of support structure if it touches an electric power line by chance. Let it be as it is, do not touch it, and call your local electric power company immediately.

### IN CASE OF AN ACCIDENT

- Do not touch a person or an animal that is or seems to be in contact with the antenna or any support structure, which is fallen on a live electric power line. Touching one may lead you to be electrocuted.
- Do not attempt to separate a person or an animal that is or seems to be in contact with the antenna or any support structure, which is fallen on a live electric power line by yourself. Call or have someone call a police officer, ambulance, doctor immediately.

### ANTENNA INSTALLATION PRECAUTIONS

To determine antenna installation location, there are several factors to be taken into account. First thing is antenna propagation direction to specific target stations. As to whether there are any obstacles such as tall buildings on the line of sight. Next is specific installation location. As to whether specific location is adequate in terms of antenna support and surrounding safety.

- Do not attempt to install the antenna by yourself if you do not have any experience in installing base station antenna. Ask your experienced friends or professional for help.
- Do not attempt to install the antenna at a location where does not have enough distance from nearby electric power lines. It is advised to install the antenna at least twice of total antenna height from nearby electric power lines.
- Do not install the antenna on any type of tower pole or telescopic mast, which exceeds 30 feet high, if you do not have enough experience in installing the antenna on that kind of location. Ask your experienced friends or professional for help.
- Do not use more than 1/10 section if you install the antenna on iron plumber's pipe. Attach guy wire if multiple pipes are used to install the antenna.

### DIAMOND ANTENNA CORPORATION

Miyata Building, No. 15-1, 1-chome Sugamo, Toshima-ku Tokyo, Japan 170-0002 TEL.03-3947-1411 FAX.03-3944-2981  
Home Page <http://www.diamond-ant.co.jp>